

*"Quality manufactured server racks to British & EU standards"*

## KWR-Rack series Standing Network Racks

KWR standing network racks are designed and engineered to meet demanding data center environments.

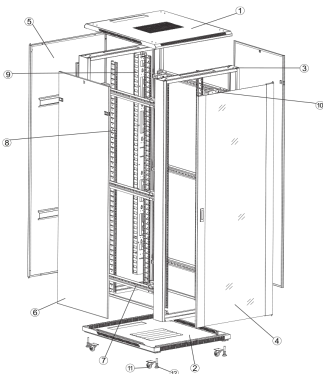
Offering from 18u to 47u with a variety of dimensions, a robust, accessible racking solution for all 19" mounted server and telecommunications equipment.



Single or double vented door options available



- ✓ Most popular model in the market. Optional doors.
- ✓ 1/3 assembled original volume when knocked down for reduced transportation costs.
- ✓ Increased cabling space inside 800mm wide versions.
- ✓ Static loading capacity up to 800kg.
- ✓ Optional dimension variations available on request.
- ✓ Solid construction of commercial SPCC Cold rolled steel.
- ✓ Removable side panels for maximum access.
- ✓ Rear and front vented doors to maximize ventilation.
- ✓ Optional fan trays to optimize ventilation.



| S/N | Name                  | Quantity |
|-----|-----------------------|----------|
| 1   | Top cover             | 1        |
| 2   | Bottom plate          | 1        |
| 3   | Door frame            | 2        |
| 4   | Front door            | 1        |
| 5   | Rear door             | 1        |
| 6   | Side panel            | 2        |
| 7   | Horizontal beam       | 6        |
| 8   | Vertical rail         | 4        |
| 9   | Cable management rail | 2        |
| 10  | Connecting box        | 12       |
| 11  | Caster(2 with brake)  | 4        |
| 12  | Levelling feet        | 4        |



## KWR key features

### Adjustable Mounting Rails



Front and rear sets of vertical rails adjust in quarter-inch increments. Adjustment is quick and convenient, slide to the required depth and refasten.

### Advanced secure lock



Advanced locking ensures security.

### Optional Fan Tray on the Top Cover



Optional Fan tray (2 fans for 600mm, 4 fans for 800mm or 1000mm deep rack) allow air flow in the cabinet.

### Removable Side Panels



Lockable side panels for easy access

### Simple structure for assembly



Built of robust and simple structure for ease of construction.

### Adjustable Leveling Feet and Casters (2 with brake)



Easy to adjust leveling feet and casters for easy transportation, 2 come with breaks to secure at rest.

## Typical Dimensions:

### 18U standing rack

600mm x 600mm x 988mm

### Packed ready built unit

615mm x 615mm x 988mm

Volume = 0.377 m<sup>3</sup>

### Knocked down packed unit

Carton A

615mm x 615mm x 130mm

Carton B

615mm x 920mm x 315mm

Volume = 0.227 m<sup>3</sup>

### 42U standing rack

800mm x 1000mm x 2055mm

### Packed ready built unit

815mm x 1015mm x 2065mm

Volume = 1.78 m<sup>3</sup>

### Knocked down packed unit

Carton A

815mm x 1015mm x 130mm

Carton B

815mm x 1910mm x 105mm

Carton C

810mm x 1980mm x 270mm

Volume = 0.704 m<sup>3</sup>

### 47U standing rack

800mm x 1000mm x 2277mm

### Packed ready built unit

815mm x 1015mm x 2287mm

Volume = 1.892 m<sup>3</sup>

### Knocked down packed unit

Carton A

815mm x 1015mm x 130mm

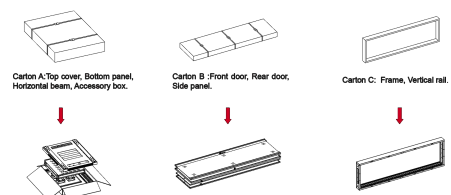
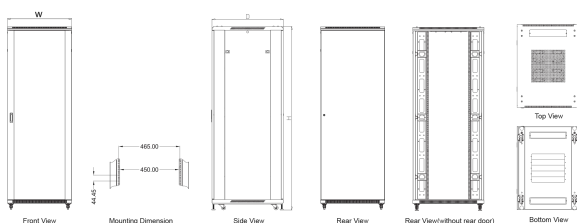
Carton B

815mm x 2135mm x 105mm

Carton C

810mm x 2200mm x 270mm

Volume = 0.704 m<sup>3</sup>



## KWR Network rack sizes

| PDUeX Model No. | Capacity (u) | Dimensions    |               |             | Built Unit Dimensions |              |              | Knocked Down Dimensions |  |  |  |
|-----------------|--------------|---------------|---------------|-------------|-----------------------|--------------|--------------|-------------------------|--|--|--|
|                 |              | WxDxH (mm)    | WxDxH (mm)    | Volume (m3) | Carton A              | Carton B     | Carton C     | Volume (m3)             |  |  |  |
|                 |              |               |               |             | WxDxH (mm)            | WxDxH (mm)   | WxDxH (mm)   |                         |  |  |  |
| KWR-6618        | 18           | 600x600x988   | 615x615x988   | 0.377       | 615x615x130           | 615x920x315  | n/a          | 0.227                   |  |  |  |
| KWR-6622        | 22           | 600x600x1166  | 615x615x1176  | 0.445       | 615x615x130           | 615x1095x315 | n/a          | 0.261                   |  |  |  |
| KWR-6822        | 22           | 600x800x1166  | 615x815x1176  | 0/589       | 615x815x130           | 615x1095x315 | n/a          | 0.277                   |  |  |  |
| KWR-6627        | 27           | 600x600x1388  | 615x615x1398  | 0.529       | 615x615x130           | 615x1320x315 | n/a          | 0.305                   |  |  |  |
| KWR-6827        | 27           | 600x800x1388  | 615x815x1398  | 0.701       | 615x815x130           | 615x1320x315 | n/a          | 0.321                   |  |  |  |
| KWR-6632        | 32           | 600x600x1610  | 615x615x1620  | 0.613       | 615x615x130           | 640x1465x90  | 610x1535x270 | 0.386                   |  |  |  |
| KWR-6832        | 32           | 600x800x1610  | 615x815x1620  | 0.812       | 615x815x130           | 640x1465x105 | 610x1535x270 | 0.413                   |  |  |  |
| KWR-6637        | 37           | 600x600x1833  | 615x615x1843  | 0.697       | 615x615x130           | 640x1690x90  | 610x1760x270 | 0.436                   |  |  |  |
| KWR-6837        | 37           | 600x800x1833  | 615x815x1843  | 0.924       | 615x815x130           | 615x1690x105 | 610x1760x270 | 0.464                   |  |  |  |
| KWR-8837        | 37           | 800x800x1833  | 815x815x1843  | 1.224       | 815x815x130           | 815x1690x105 | 810x1760x270 | 0.616                   |  |  |  |
| KWR-6137        | 37           | 600x1000x1833 | 615x1000x1843 | 1.150       | 615x1015x130          | 730x1690x105 | 610x1760x270 | 0.501                   |  |  |  |
| KWR-6642        | 42           | 600x600x2055  | 615x615x2065  | 0.781       | 615x615x130           | 640x1910x90  | 610x1980x270 | 0.485                   |  |  |  |
| KWR-6842        | 42           | 600x800x2055  | 615x815x2065  | 1.035       | 615x815x130           | 615x1910x105 | 610x1980x270 | 0.514                   |  |  |  |
| KWR-8842        | 42           | 800x800x2055  | 815x815x2065  | 1.372       | 815x815x130           | 815x1910x105 | 810x1980x270 | 0.682                   |  |  |  |
| KWR-8142        | 42           | 800x1000x2055 | 815x1015x2065 | 1.780       | 815x1015x130          | 815x1910x105 | 810x1980x270 | 0.704                   |  |  |  |
| KWR-6142        | 42           | 600x1000x2055 | 615x1015x2065 | 1.289       | 615x1015x130          | 730x1910x105 | 610x1980x270 | 0.553                   |  |  |  |
| KWR-6647        | 47           | 600x600x2277  | 615x615x2287  | 0.855       | 615x615x130           | 640x2135x90  | 610x2200x270 | 0.534                   |  |  |  |
| KWR-6847        | 47           | 600x800x2277  | 615x815x2287  | 1.146       | 615x815x130           | 615x2135x105 | 610x2200x270 | 0.565                   |  |  |  |
| KWR-8847        | 47           | 800x800x2277  | 815x815x2287  | 1.519       | 815x815x130           | 815x2135x105 | 810x2200x270 | 0.750                   |  |  |  |
| KWR-6147        | 47           | 600x1000x2277 | 615x1015x2287 | 1.428       | 615x1015x130          | 730x2135x105 | 610x2200x270 | 0.670                   |  |  |  |
| KWR-8147        | 47           | 800x1000x2277 | 815x1015x2287 | 1.892       | 815x1015x130          | 815x2135x105 | 810x2200x270 | 0.772                   |  |  |  |

## Popular rack/cabinet accessories (optional)



### KWB-IEC8HCLICK

8 way lockable IEC C13 horizontal PDU



### KWB-1UBLANK

1U blanking plate for 19" rack



### KWB-PATCH24P

1U CAT6 24 port patch panel for 19" rack